

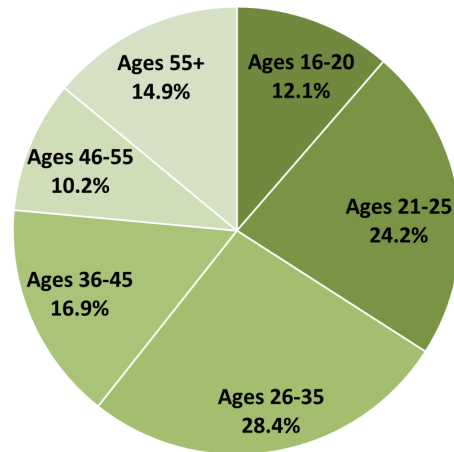


Cannabis Involvement Among Drivers in Fatal Crashes

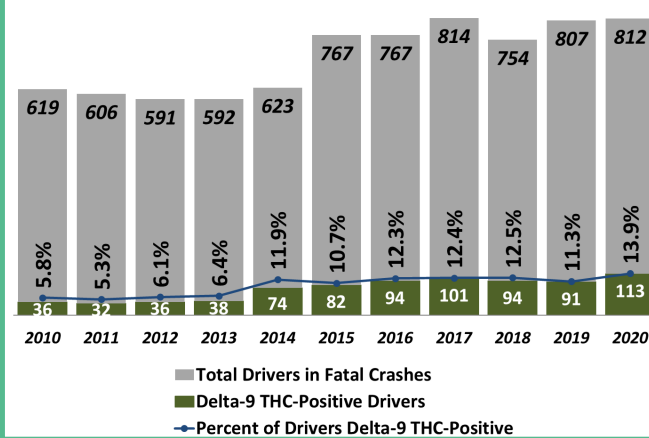
Trends show fatal crashes involving drivers testing positive for delta-9 tetrahydrocannabinol (THC) have remained mostly stable since an increase in 2014 following the launch of the recreational marijuana market. However, 2020 had the highest number in history of drivers in fatal crashes positive for delta-9 THC. Approximately 45% of drivers were tested for drugs in both 2019 and 2020. Nearly 80% of delta-9 THC positive drivers were also positive for alcohol or other drugs.

I care, because 704 people have died in Washington since 2014 in crashes involving delta-9 THC-positive drivers, nearly one in every five traffic deaths.

Delta-9 THC Positive Drivers in Fatal Crashes 2016-2020



Delta-9 THC-Positive Drivers In Fatal Crashes

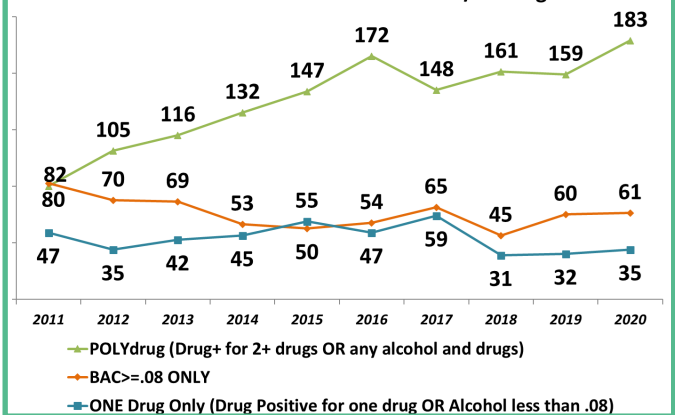


Poly-Drug Drivers are the most common type of impaired driver involved in fatal crashes. Nearly three of every four delta-9 THC positive drivers were also positive for other drugs and/or alcohol. For the first time in 2012, drivers who had consumed multiple drugs became more prevalent than fatal crash-involved drivers who had consumed only alcohol or were positive for just one drug.

Did you know?

- ⇒ Delta-9 THC drivers also exhibited other high-risk behaviors, such as speeding (43%), not wearing a seat belt (30%), and being distracted (17%).
- ⇒ More than one-third of drivers positive for delta-9 THC were between the ages of 16 and 25.
- ⇒ The majority (80%) of delta-9 THC-positive drivers in fatal crashes were male.
- ⇒ Cannabis and alcohol is the most common combination of poly-drugs among drivers in fatal crashes. Overall, alcohol (alone or in combination with other drugs) is three times more prevalent among drivers in fatal crashes than delta-9 THC.

Number of Drivers in Fatal Crashes Under the Influence of Alcohol and/or Drugs



Data Sources:

Washington Coded Fatal Crash (CFC) Files, Washington Traffic Safety Commission

Toxicology Reports, Washington State Patrol

For more information, please contact (360) 725-9860. <https://wtsc.wa.gov/research-data/>



Cannabis Involvement Among Drivers in Fatal Crashes

Drivers in Fatal Crashes	2011	2012	2013	2014	2015	2016	2017	2018	2019	2020	TOTAL
Total Drivers in Fatal Crashes	606	591	592	623	767	767	814	754	807	812	7,752
Drivers Tested For Drugs	344	345	373	343	396	419	395	383	365	366	4,107
Drivers NOT Tested For Drugs	262	246	219	280	371	348	419	371	442	446	3,645
Percent of Drivers Tested for Drugs	56.8%	58.4%	63.0%	55.1%	51.6%	54.6%	48.5%	50.8%	45.2%	45.1%	53.0%
Drivers Positive for Any Cannabis	56	63	59	88	92	109	113	102	99	124	986
Percent of Tested Drivers Cannabis-Positive	16.3%	18.3%	15.8%	25.7%	23.2%	26.0%	28.6%	26.6%	27.1%	33.9%	24.0%
Percent of Total Drivers Cannabis-Positive	9.2%	10.7%	10.0%	14.1%	12.0%	14.2%	13.9%	13.5%	12.3%	15.3%	12.7%
Drivers Positive For Delta-9 THC	32	36	38	74	82	94	101	94	91	113	791
Percent of Tested Drivers Delta-9 THC-Positive	9.3%	10.4%	10.2%	21.6%	20.7%	22.4%	25.6%	24.5%	24.9%	30.9%	19.3%
Percent of Total Drivers Delta-9 THC-Positive	5.3%	6.1%	6.4%	11.9%	10.7%	12.3%	12.4%	12.5%	11.3%	13.9%	10.2%
Cannabis Metabolite-positive (no Delta-9 THC)	24	27	21	14	10	15	12	8	8	11	195
Percent of Cannabis-Positive Drivers Delta-9 THC-Positive	57.1%	57.1%	64.4%	84.1%	89.1%	86.2%	89.4%	92.2%	91.9%	91.1%	80.2%
Delta-9 THC Under <5ng/ml	13	12	18	36	36	46	39	42	38	50	342
Delta-9 THC Over >5ng/ml	19	23	19	38	42	44	59	47	50	62	427
Delta-9 THC Level Unknown	0	1	1	0	4	4	3	5	3	1	22
Delta-9 THC & Alcohol ≥ .08	21	14	19	28	37	41	42	39	44	46	349
Percent Delta-9 THC & Alcohol ≥ .08	65.6%	38.9%	50.0%	37.8%	45.1%	43.6%	41.6%	41.5%	48.4%	40.7%	44.1%
Delta-9 THC & Alcohol ≤ .079	1	1	5	9	9	4	11	9	9	16	84
Percent Delta-9 THC & Alcohol ≤ .079	3.1%	2.8%	13.2%	12.2%	11.0%	4.3%	10.9%	9.6%	9.9%	14.2%	10.6%
Delta-9 THC & Any Alcohol	22	15	24	37	46	45	53	48	53	62	426
Percent Delta-9 THC & Any Alcohol	68.8%	41.7%	63.2%	50.0%	56.1%	47.9%	52.5%	51.1%	58.2%	54.9%	53.9%
Delta-9 THC & Other Drugs	8	11	11	27	27	36	30	32	30	49	269
Percent Delta-9 THC & Other Drugs	25.0%	30.6%	28.9%	36.5%	32.9%	38.3%	29.7%	34.0%	33.0%	43.4%	34.0%
Delta-9 THC ONLY	7	13	8	19	24	28	31	29	22	25	215
Delta-9 THC & Other Alcohol or Drugs	25	23	30	55	58	66	70	65	69	88	576
Percent Delta-9 THC & Other Alcohol or Drugs	78.1%	63.9%	78.9%	74.3%	70.7%	70.2%	69.3%	69.1%	75.8%	77.9%	72.8%