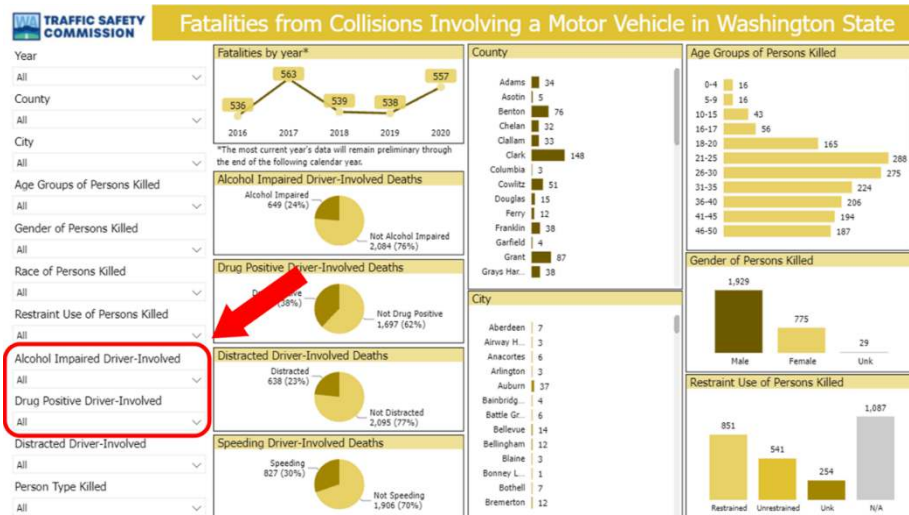


Instructions to filter fatalities involving impaired drivers

Step 1. Find the ‘Alcohol Impaired Driver-Involved’ and ‘Drug Positive Driver-Involved’ filters.



Step 2. Filter for Alcohol Impaired Driver-Involved only. Click the dropdown arrow for the ‘Alcohol Impaired Driver-Involved’ filter. Select, ‘Alcohol Impaired’. Then click the dropdown arrow for the ‘Drug Positive Driver-Involved’ filter. Select, ‘Not Drug Positive’. Your filters should look like this:

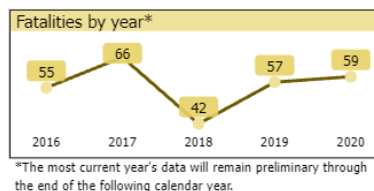
Alcohol Impaired Driver-Involved

Alcohol Impaired

Drug Positive Driver-Involved

Not Drug Positive

You will see Alcohol Impaired Driver-Involved only fatalities in the top left figure. Save values for last step.



Step 3. Filter for Drug Positive Driver-Involved only. Click the dropdown arrow for the ‘Alcohol Impaired Driver-Involved’ filter. Select, ‘Not Alcohol Impaired’. Then click the dropdown arrow for the ‘Drug Positive Driver-Involved’ filter. Select, ‘Drug Positive’. Your filters should look like this:

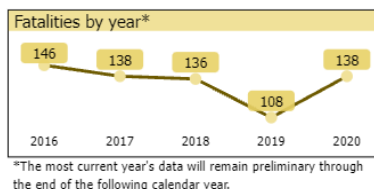
Alcohol Impaired Driver-Involved

Not Alcohol Impaired

Drug Positive Driver-Involved

Drug Positive

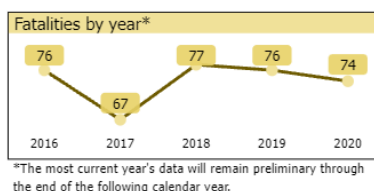
You will see Drug Positive Driver-Involved only fatalities in the top left figure. Save values for last step.



Step 4. Filter for Alcohol Impaired Driver-Involved AND Drug Positive Driver-Involved. Click the dropdown arrow for the 'Alcohol Impaired Driver-Involved' filter. Select, 'Alcohol Impaired'. Then click the dropdown arrow for the 'Drug Positive Driver-Involved' filter. Select, 'Drug Positive'. Your filters should look like this:

Alcohol Impaired Driver-Involved
 Alcohol Impaired
 Drug Positive Driver-Involved
 Drug Positive

You will see Alcohol Impaired AND Drug Positive Driver-Involved fatalities in the top left figure. Save values for last step.



Step 5. Find total fatalities involving impaired drivers. Add 'Alcohol Impaired Driver-Involved' only, 'Drug Positive Driver-Involved' only, and 'Alcohol Impaired Driver-Involved' AND 'Drug Positive Driver-Involved' together for year of interest.

For example:

Alcohol Impaired Driver-Involved fatalities in 2016:	55
Drug Positive Driver-Involved fatalities in 2016:	146
Alcohol Impaired AND Drug Positive Driver-Involved fatalities in 2016:	<u>+ 76</u>
Total fatalities involving impaired drivers in 2016:	277