



# WTSC POLICY REPORTS

Mark McKechnie, WTSC External Relations Director

Washington Traffic Safety Commission Meeting

January 18, 2024

REPORT TO THE LEGISLATURE  
HB 1125, SEC 201 (1) 2023

# ALCOHOL AND DRUG IMPAIRED DRIVING RESEARCH AND POLICY RECOMMENDATIONS


# IMPAIRED DRIVING COUNTERMEASURES

- .05 Blood Alcohol Concentration (BAC) (NTSB's Most Wanted)
- Ignition Interlock Use and Compliance (NHTSA 5-Star)
- Mandatory Substance Abuse Assessments for DUI Offenders (NHTSA 5-Star)
- Roadside Oral Fluid Screening for Drugs (NTSB Recommends)
- Sobriety checkpoints (NHTSA 5-Star)

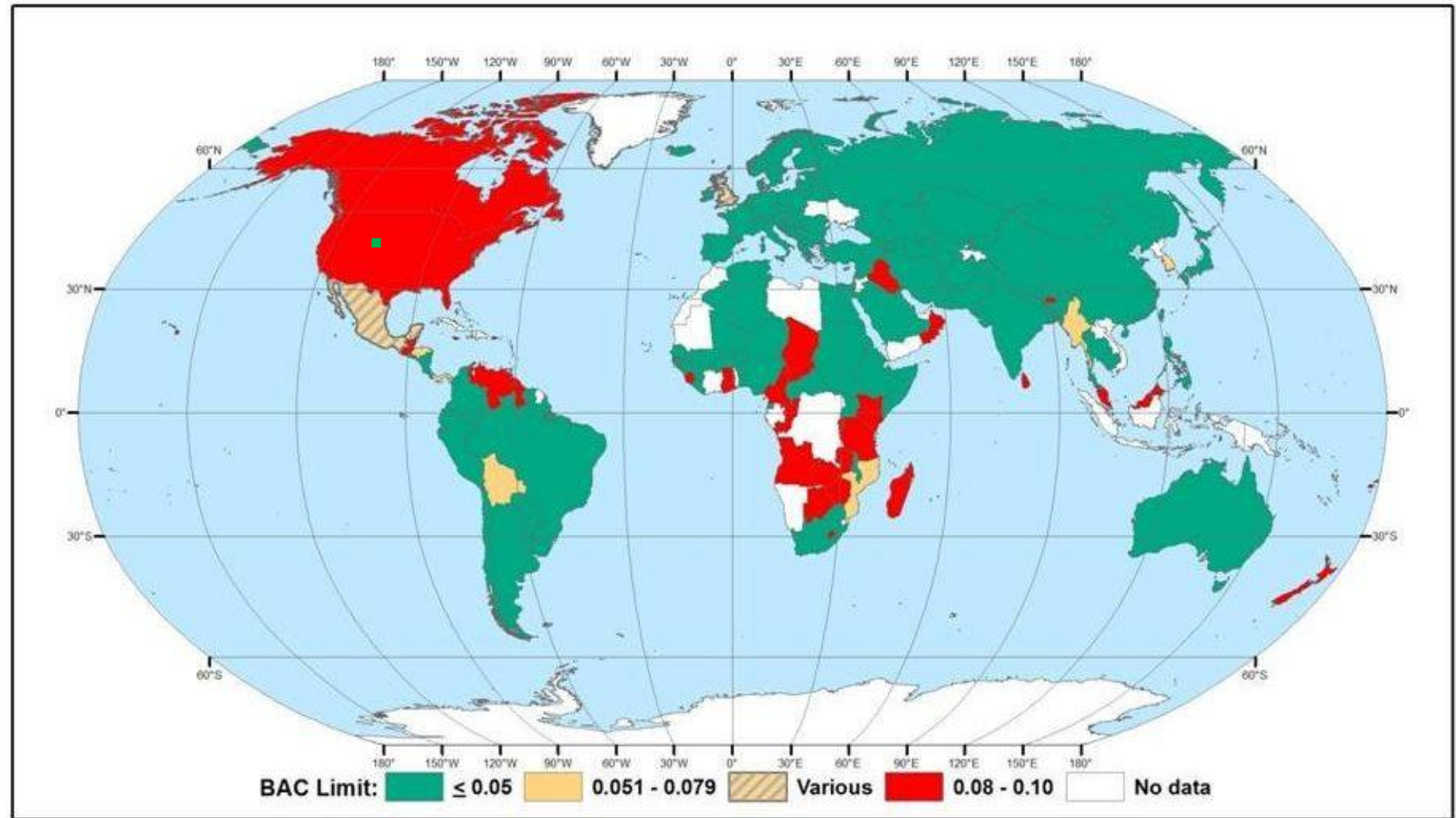


# LOWER BAC PER SE LIMIT TO .05

- National Transportation Safety Board's "Most Wanted" strategy
- Drivers are impaired at 0.05
- Crash risk increases significantly starting at 0.05
- 0.05 laws result in 11% reduction in alcohol-related fatal crashes
- 0.05 laws prevent impaired driving
- 0.05 laws do not decrease alcohol revenue



THE  
COUNTRIES  
IN GREEN  
HAVE BAC  
LIMITS OF  
0.05 OR  
LOWER



84% of the Earth's population lives in countries, states, and provinces with BAC limits of 0.05 or below

**WTSC RECOMMENDS:**  
Adopt a .05 BAC *per se* limit

REPORT TO THE LEGISLATURE  
HB 1125, SEC 201 (4) 2023

# STRATEGIES AND TECHNOLOGIES TO PREVENT AND RESPOND TO WRONG-WAY DRIVING CRASHES

# WRONG-WAY DRIVERS

Nearly 60 percent of wrong-way drivers were determined to be impaired

Preventative technology includes:

- Alerts when cars enter ramps the wrong way
- Communicating with other drivers through flashing lights, variable message signs
- Broadcasting communications to other drivers through traffic management centers



# WTSC RECOMMENDATION

- Measures to reduce impaired driving are likely to have the broadest impact.

**REPORT TO THE LEGISLATURE**  
HB 1125, SEC 201 (1) 2023  
RCW 43.59.156

# COOPER JONES ACTIVE TRANSPORTATION SAFETY COUNCIL UPDATE

# 2023 COOPER JONES ACTIVE TRANSPORTATION SAFETY COUNCIL REPORT

- Street lighting – Vulnerable User Implications
- Land Use, Transportation Options, and Transportation Demand Management
- Impact of Human Factors on Transportation Safety



# STATEWIDE SURVEY ON TRAFFIC SAFETY ATTITUDES, BELIEFS, AND BEHAVIORS

NEW SURVEY DASHBOARDS

[HTTPS://WTSC.WA.GOV/STATEWIDE-  
SURVEY-DASHBOARD/](https://wtsc.wa.gov/statewide-survey-dashboard/)



*Washington Traffic Safety Commission Annual Statewide Traffic Safety Survey (click here)*

Year

All

County

All

Gender

All

Age

All

Race

All

Ethnicity

All

Education

All

Employment Status

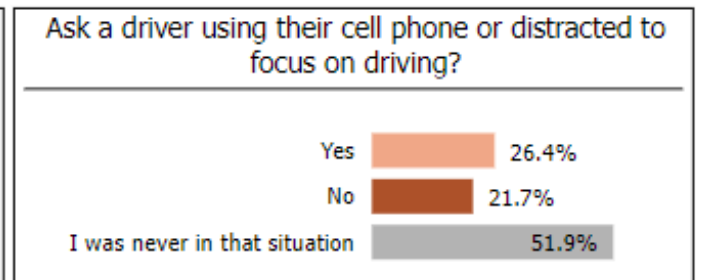
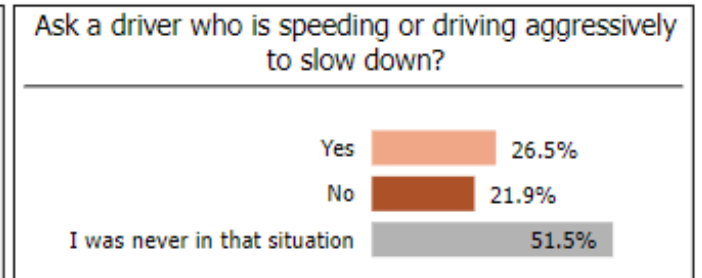
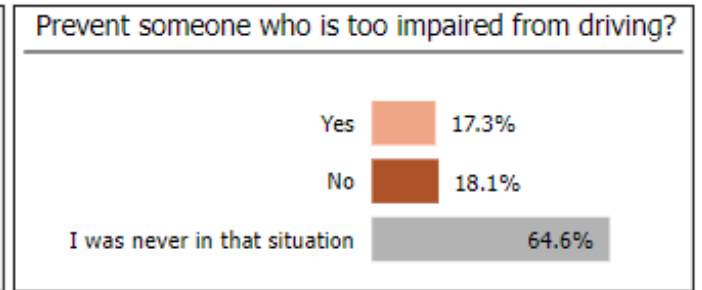
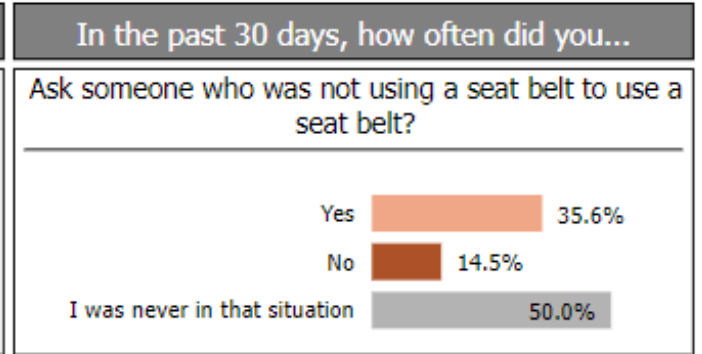
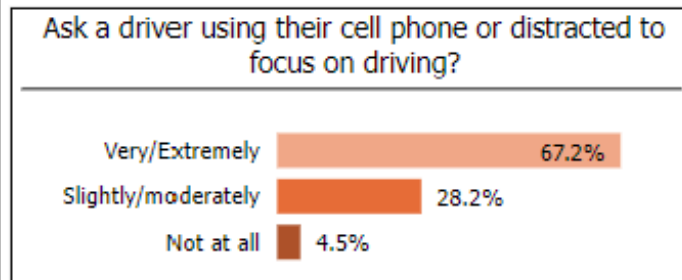
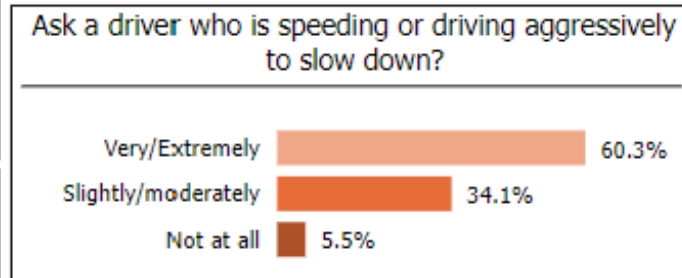
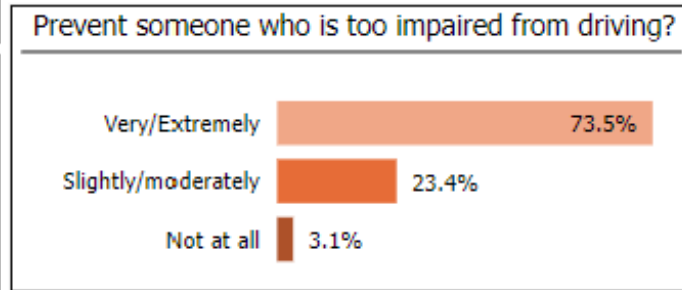
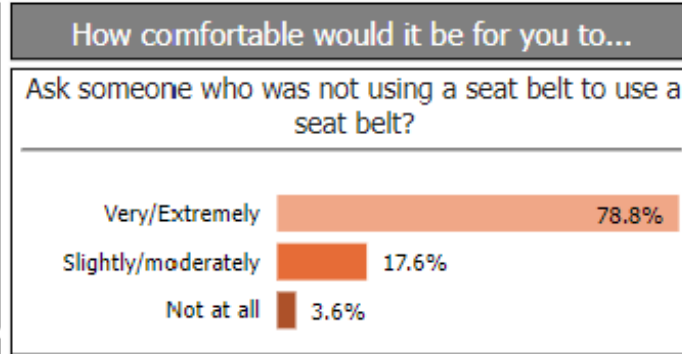
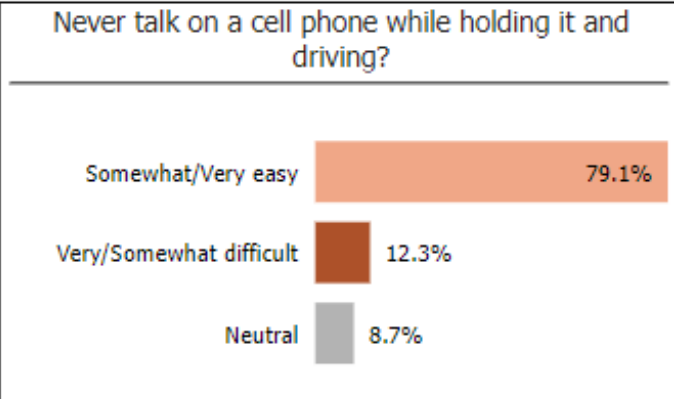
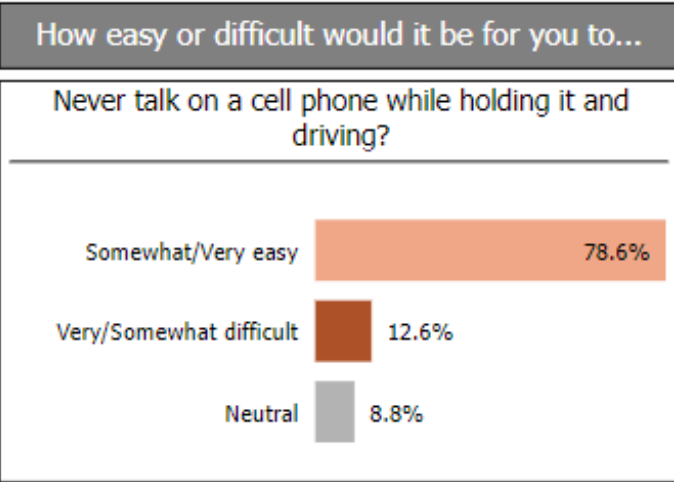
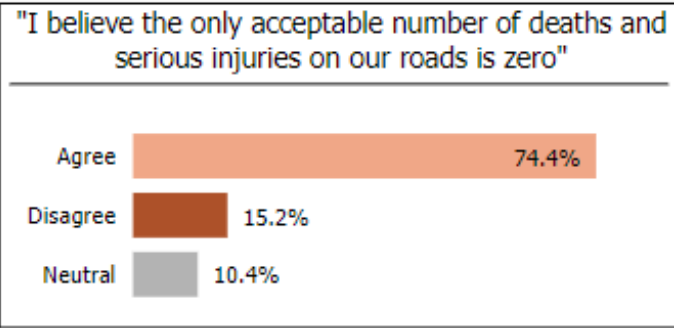
All

Household Income

All

Veteran

All



# Thank You

Mark McKechnie, WTSC External Relations Director  
[mmkechnie@wtsc.wa.gov](mailto:mmkechnie@wtsc.wa.gov) | (360) 725-9889