

# TARGET ZERO



## HIGH VISIBILITY ENFORCEMENT PROGRAM PRESENTATION TO THE WA TRAFFIC SAFETY COMMISSION

JERRY NOVIELLO  
PROGRAM MANAGER – WTSC  
JULY 18, 2024

1

# WHAT IS HVE?



# ELEMENTS OF BEST PRACTICE MODEL



- Data Driven – location, target violation
- Planned and coordinated by a local team / multijurisdictional
- Public is aware of the enforcement pre-during-post
- Enforcement is highly visible – clearly more than a typical day
- Local media are engaged by HVE planning team
- The HVE event / campaign is evaluated – qualitative and quantitative



# WHY USE THIS STRATEGY?



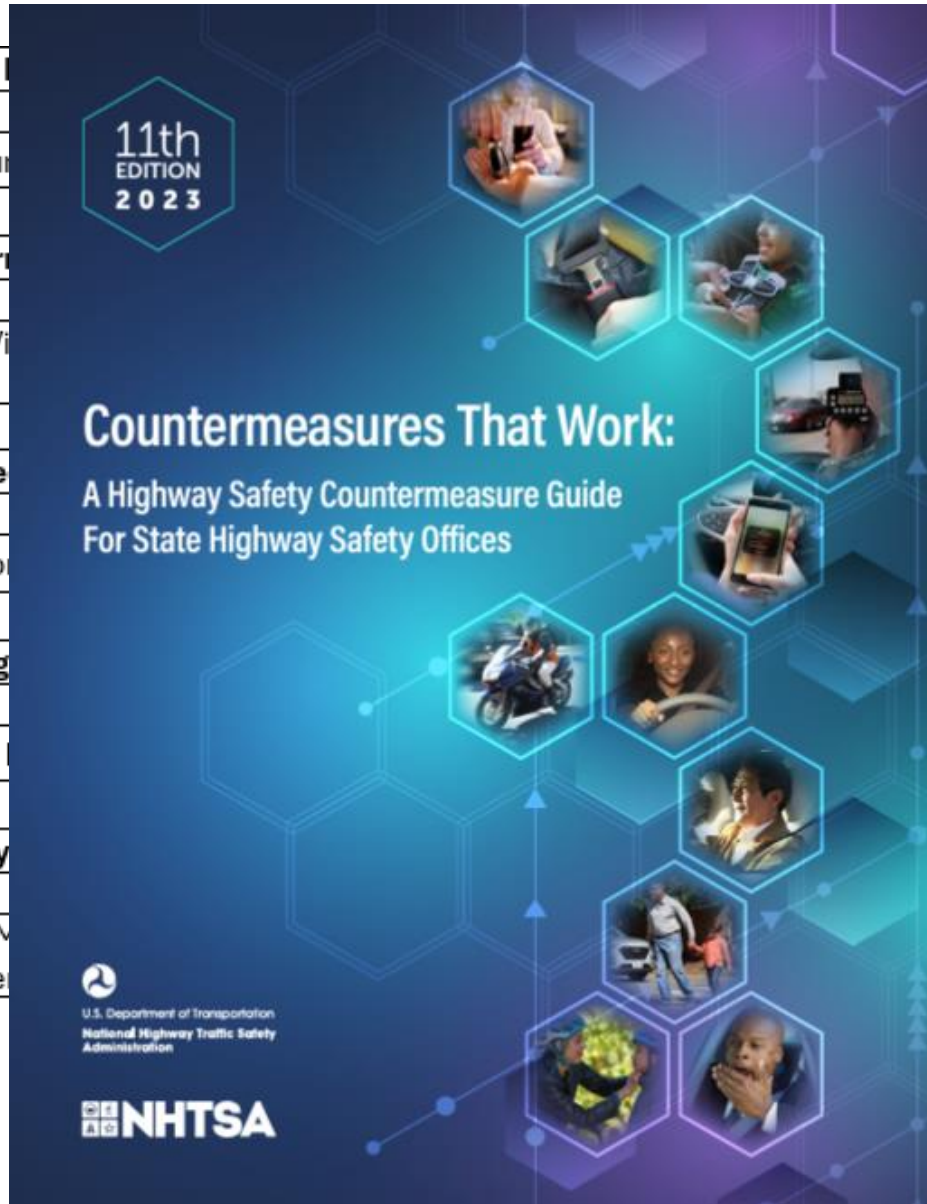
**Alcohol Impaired Driving Countermeasure**  
High Visibility Saturday

**Seat Belt Countermeasure**  
Short-Term, High Visibility Enforcement

**Speeding and Speed Countermeasure**  
High-Visibility Enforcement

**Distracted Driving Countermeasure**  
High-Visibility Cell Phone

**Motorcycle Safety Countermeasure**  
Alcohol-Impaired Motorcycle Detection, Enforcement



Likely to be effective

	<b>Time</b>
	Short

	<b>Time</b>
um	Medium

	<b>Time</b>
um	Medium

	<b>Time</b>
	Medium

	<b>Time</b>
own	Varies

tent results.

# WHY USE THIS STRATEGY?



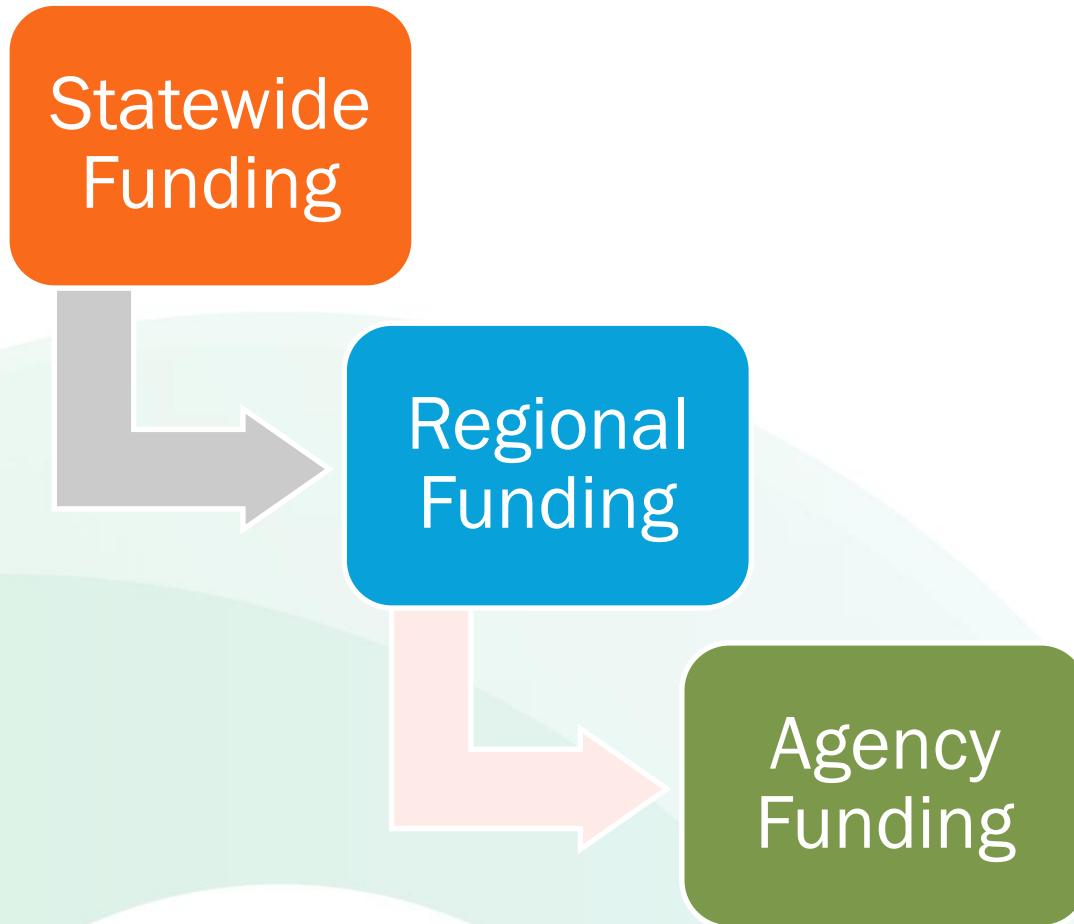
**U DRIVE. U TEXT.**



# FUNDING APPROACH



WTSC sets the statewide funding amount for the statewide HVE program. Regions apply for funding through the regional Target Zero Manager. Task forces drive agency-specific funding decisions.



# FFY2023 HVE SPENDING



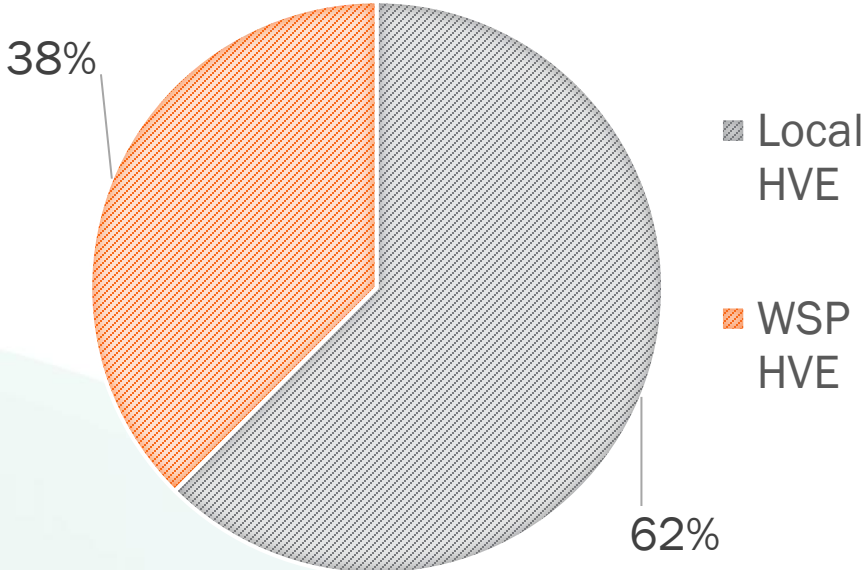
Total HVE Budget: \$2,415,000  
spending: \$2,187,783

Total WSP Budget: \$915,000  
spending: \$821,530

Total Local Budget: \$1,500,000  
spending: \$1,366,253

Spend rate: 91%

### FFY2023 HVE SPENDING

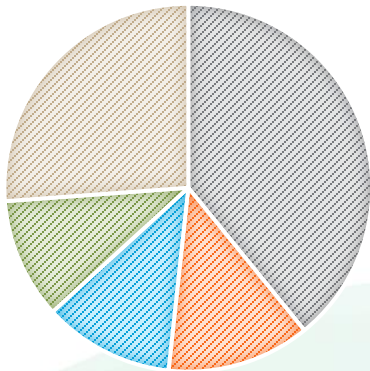


Note – historical spend rate is between 60% – 80%

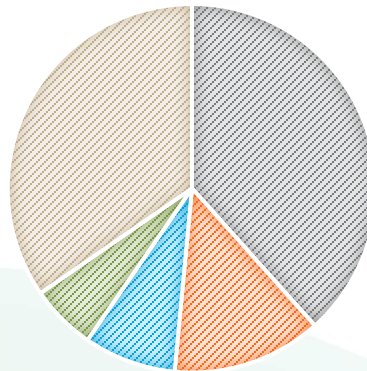
# FFY 2023 HVE SPENDING BREAKDOWN



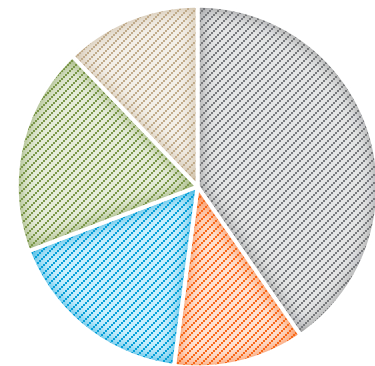
### OVERALL SPENDING BREAKDOWN



### LOCAL LEA HVE SPENDING



### WSP HVE SPENDING



■ DUI ■ Distracted ■ Seat Belt ■ Motorcycle ■ Speed



# PERFORMANCE HIGHLIGHTS



FFY2023 HVE Data	
Num of A/Ls	3,690
Hours	21,345
Contacts	40,081
Infractions	23,091
Warnings	22,541
DUI Arrests	815
Other Arrests	1,407
Speeding I/W	21,147
Elec I/W	4,555
SB I/W	2,482

Big 3 vs the rest		
	Pierce, King, SnoCo	Other
Num of A/Ls	1,622	2,068
Hours	9,479	11,866
Contacts	17,176	22,905
Infractions	11,814	11,277
Warnings	7,624	14,917
DUI Arrests	419	396
Other Arrests	603	804
Speeding I/W	8,312	12,835
Elec I/W	2,742	1,813

## COMPARISON: 2023 - 2024

	FFY2023	FFY2024	Change
Num of A/Ls	2,245	2,520	+ 12%
Hours	13,631	15,039	+ 10%
Contacts	25,098	29,715	+ 18%
Infractions	13,737	18,450	+ 34%
Warnings	14,853	16,111	+ 8%
DUI Arrests	539	485	- 10%
Other Arrests	865	1,293	+ 49%
Speeding I/W	12,233	14,452	+ 18%
Elec I/W	3,295	3,624	+ 10%
Seat Belt I/W	1,800	1,499	- 17%

# QUESTIONS?

## JERRY NOVIELLO

WASHINGTON TRAFFIC SAFETY COMMISSION

(360) 725-9897

[jnoviello@wtsc.wa.gov](mailto:jnoviello@wtsc.wa.gov)



**TARGET  
ZERO**