



TRAFFIC SAFETY COMMISSION

Washington Traffic Survey 2024

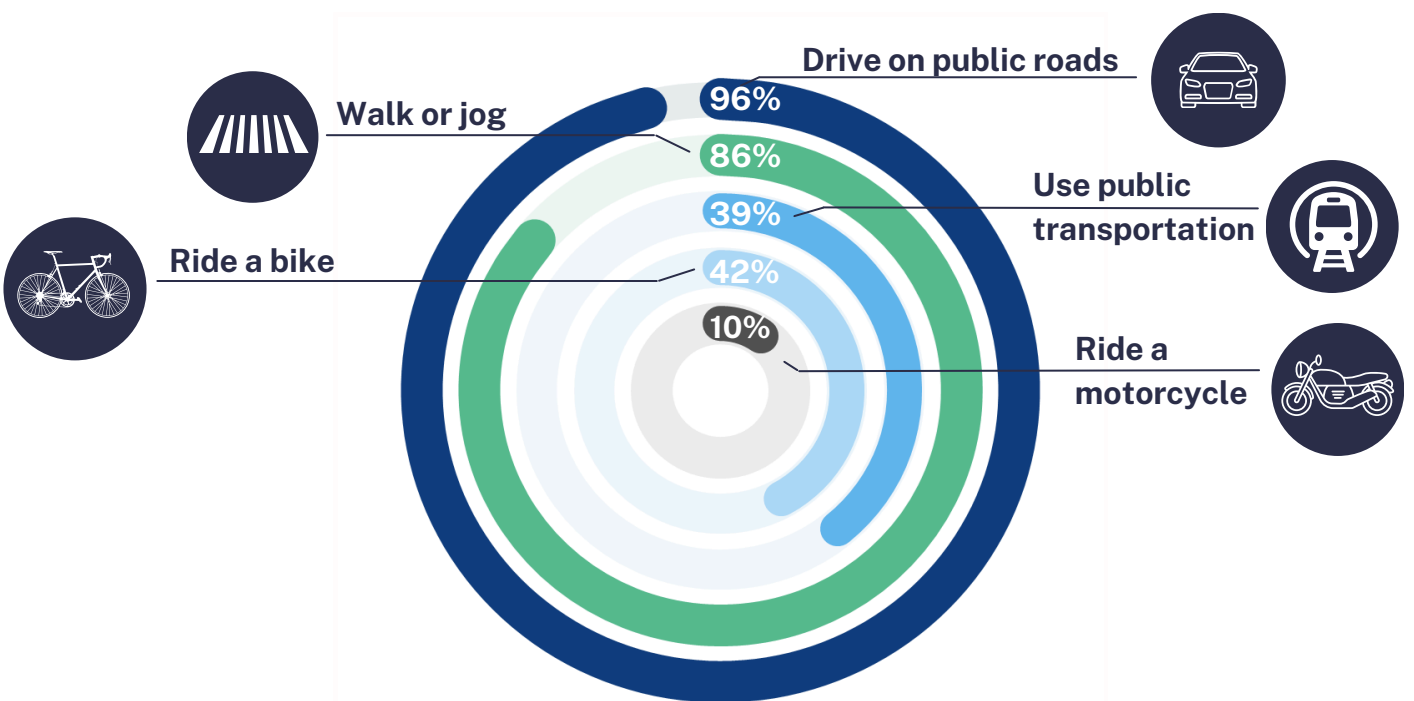
The Washington (WA) Traffic Safety Commission (WTSC) has conducted a statewide survey of adults aged 18 and over. This research aims to inform statewide planning and evaluation of traffic safety programs.

This infographic provides insight into this year's findings, covering road usage patterns, perceived roadway risks, community beliefs, and pedestrian and cyclist experiences on public roads.

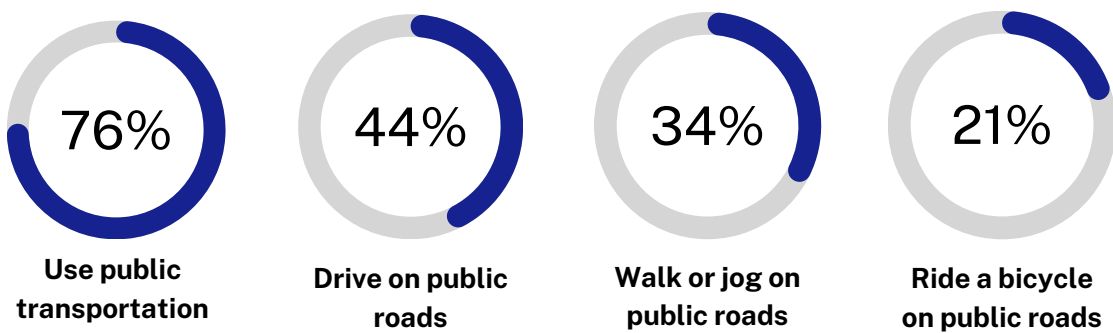
REGION 4: Thurston County

ROAD USE

How do people use public roads?



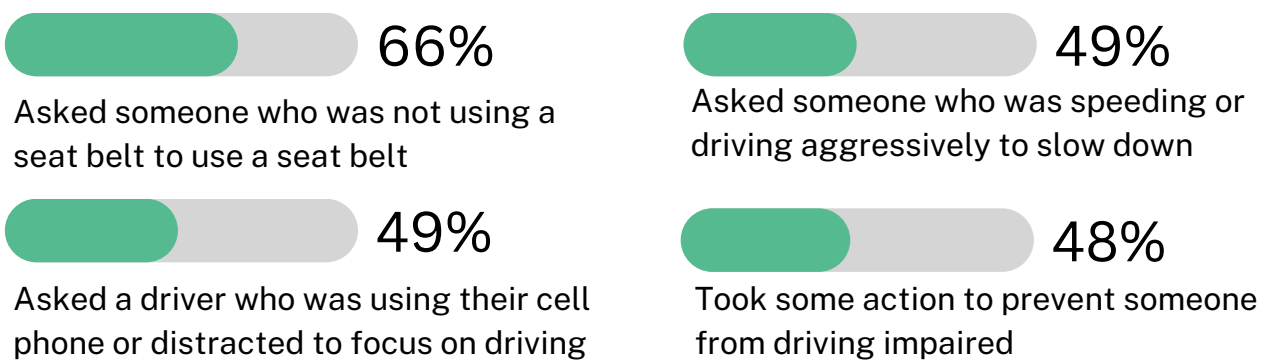
Adults who feel it is safe to...



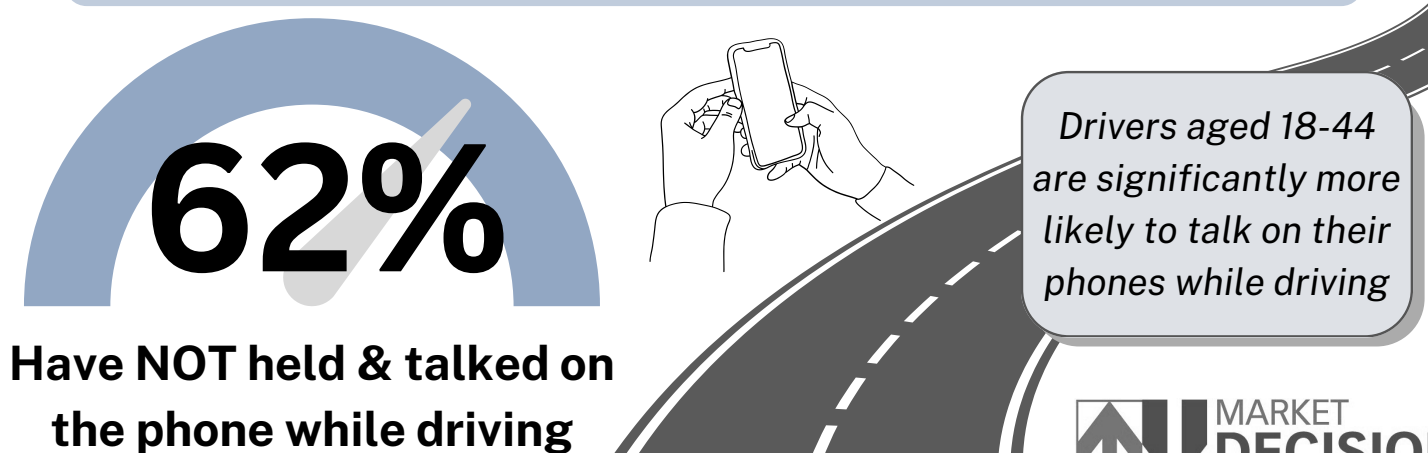
Belief in Zero Tolerance for Road Harm



Public Interventions on Unsafe Driving Practices



Phone Use While Driving




Where and when adults consistently buckle up

94%
Within a few miles of home

96%
Many miles away from home

87%
In the back seat of the car

Men are significantly less likely to report always wearing a seatbelt



Self-Reported High-Risk Driving Behavior

REPORTED BEHAVIOR
% "Yes"

78%

Drove 10+ mph over the speed limit



6%

Drove after consuming alcohol

4%

Drove after consuming cannabis

SPEED LIMIT
55

Perceived Frequency of High-Risk Driving Behavior in Community

PERCEIVED BEHAVIOR
% "Sometimes" or more

85%

Drove 10+ mph over the speed limit

66%

Drove after consuming alcohol

68%

Drove after consuming cannabis

Few drivers admit to driving under the influence, yet a majority suspect it's common in their community

Most commonly reported experiences involving pedestrians and cyclists

Pedestrian and cyclists' experiences on public roads



Drivers' experiences around pedestrians and bicyclists



63%
Drivers not stopping or going too fast

66%
Lack of sidewalks or damaged sidewalks

51%
Drivers turning without looking for pedestrians or bicyclists

75%
Pedestrians not using marked crosswalks

60%
Bicyclists in the road

57%
Pedestrians/bicyclists using phones, ear pods, headsets