

Criminal traffic charges among drivers involved in collisions in Washington State



Main Results

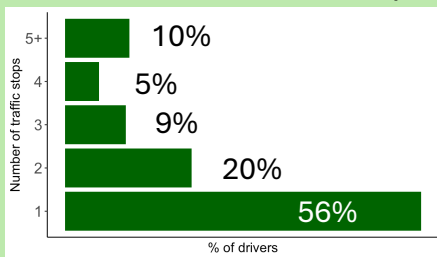


How many drivers involved in collisions have criminal traffic infractions?

- Between 2009 and 2019, there were about **1.3 million** unique drivers involved in traffic collisions in Washington State.
- **14%** of these drivers have had at least one criminal traffic charge and **5%** have had at least two stops that each resulted in a criminal traffic charge within a 3-year period.

What do we know about drivers with multiple charges?

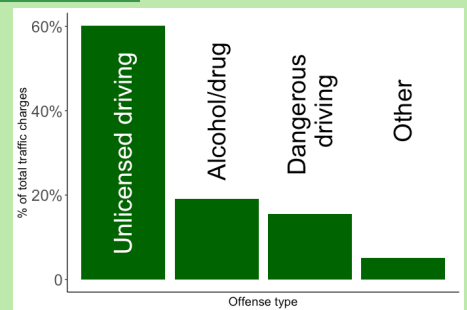
- Those with multiple stops resulting in criminal traffic charges were more likely to be **male** (72%) and **young** – 36% of those with multiple traffic stops were aged 18-24 at the time of their second stop.



- Most drivers (56%) with charges had **only one** criminal traffic stop, but a small proportion (10%) had **5 or more** criminal traffic stops over 10 years.

What are the most common criminal traffic charges?

- **60%** of criminal traffic charges were for unlicensed driving.
- **20%** of criminal traffic charges were related to alcohol or drugs.
- **15%** of criminal traffic charges were related to dangerous driving (e.g., reckless driving).



Is the type of charge related to crash risk?

Yes! Comparing drivers with multiple traffic charges, those with multiple alcohol/drug or dangerous driving traffic stops were **23% more likely to be in a collision within 3 years** of their second offense as compared to those with only one alcohol/drug or dangerous driving stops or only stops related to unlicensed driving.



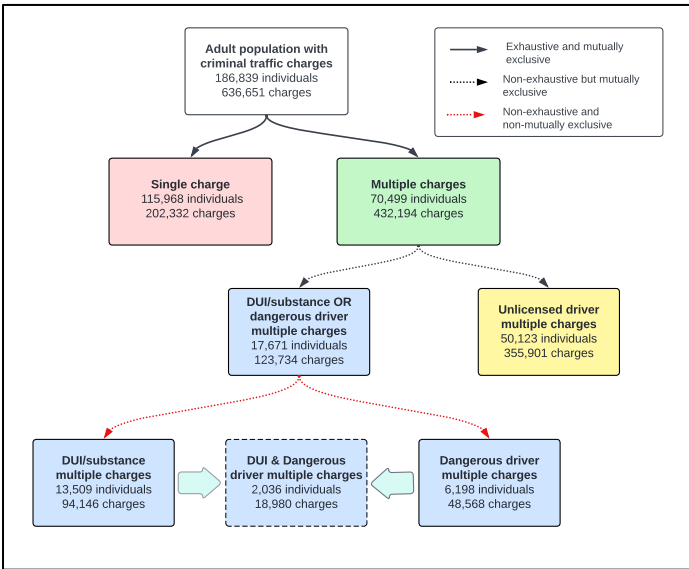
Criminal traffic charges among drivers involved in collisions in Washington State



Technical and supplemental information

Part I: Study data and definitions

Data: Washington State Administrative Office of the Courts (AOC) data of criminal traffic charges from January 1, 2009 – March 31, 2020 for adults involved in a vehicle collision in Washington from 2009 – 2019.



Multiple charges definitions:

- **Multiple charges:** a person with criminal traffic charges on multiple days during any 3-year period of our study (2009-2019).
- **DUI/substance multiple charges:** a person with DUI/substance charges (including ignition interlock infractions) on multiple days during any 3-year period.
- **Dangerous driver multiple charges:** a person with dangerous driving charges (i.e., speeding, reckless driving, negligent driving, etc.) on multiple days during any 3-year period.
- **Unlicensed driver multiple charges:** a person with license or registration charges on multiple days during any 3-year period, but no more than one DUI or dangerous driving charge during any 3-year period.

Part II: Criminal traffic charges by multiple charge definition

Table: Top 5 criminal traffic charges by multiple charge definition. DWLS=driving with license suspended; DUI=Driving while under the influence

Multiple charges (all)	Num. charges	Multiple DUI/substance charges	Num. charges	Multiple dangerous driver charges	Num. charges	Multiple unlicensed driver charges	Num. charges
DWLS 3 rd degree	194,031	DUI	27,094	DWLS 3 rd degree	12,384	DWLS 3 rd degree	154,498
Driver's license violation	82,879	DWLS 3 rd degree	22,763	DUI	7,470	Driver's license violation	69,377
DUI	49,090	Ignition interlock infraction	12,522	Reckless driving	5,778	DUI	9,879
Reckless driving	23,044	DWLS 2 nd degree	7,588	Hit and run	5,466	DWLS 2 nd degree	7,716
DWLS 2 nd degree	18,247	Driver's license violation	6,114	Driver's license violation	3,975	Fail to transfer title	7,018

Part III: Age and sex distributions

Figure: Sex and age (at first offense) for full study population (anyone with a criminal traffic charge).

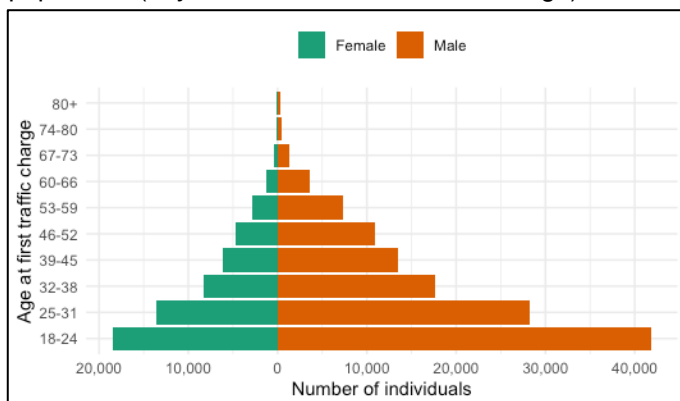


Figure: Sex and age (at second offense) for those with multiple criminal traffic charges.

