




# 2024 Annual Report Summary

Pam Pannkuk, Deputy Director  
Washington Traffic Safety Commission  
WTSC Meeting: April 17, 2025

# BACKGROUND

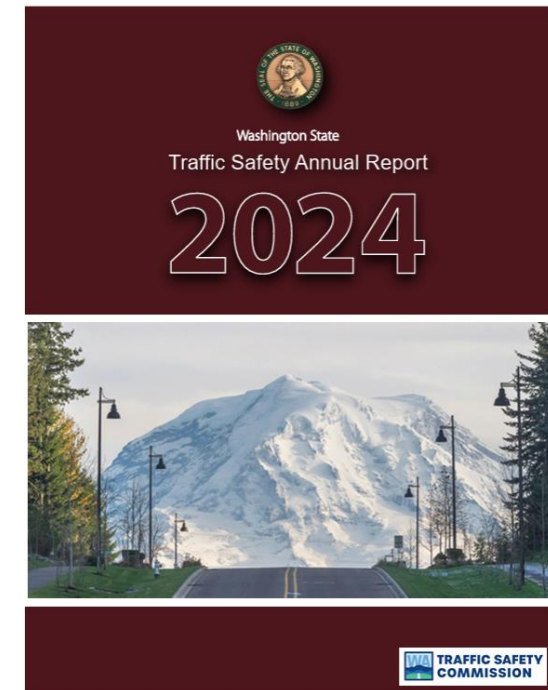
## FY 2024 Annual Grant Application

- Submitted: July 2023
- Approved: September 2023
- Applies to Federal Fiscal Year:  
October 1, 2023 – September 30, 2024



## FY 2024 Annual Report

- Submitted: January 2025
- Approved: April 2025
- Applies to Federal Fiscal Year:  
October 1, 2023 – September 30, 2024



# PURPOSE

Evaluate the effectiveness of federally funded highway safety programs.

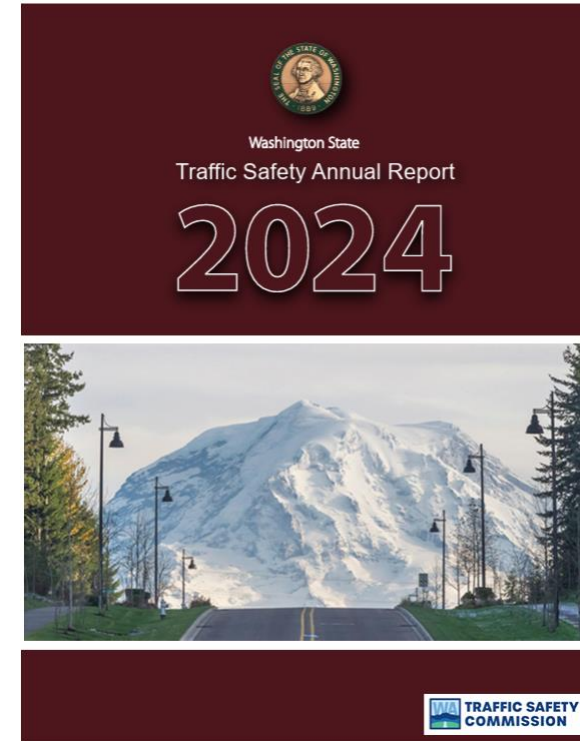
## Key Elements:

- Summary of public participation and engagement.
- Comparison of performance outcomes versus stated goals.
- Use of federal funds and program execution.
- Data-driven analysis for improvements.

## Importance:

- Ensures accountability for federal funding.
- Helps identify successful strategies and areas for improvement.
- Guides future funding decisions and policy development.

Annual Report (23 CFR 1300.35)



# HIGHWAY SAFETY PROGRAMS

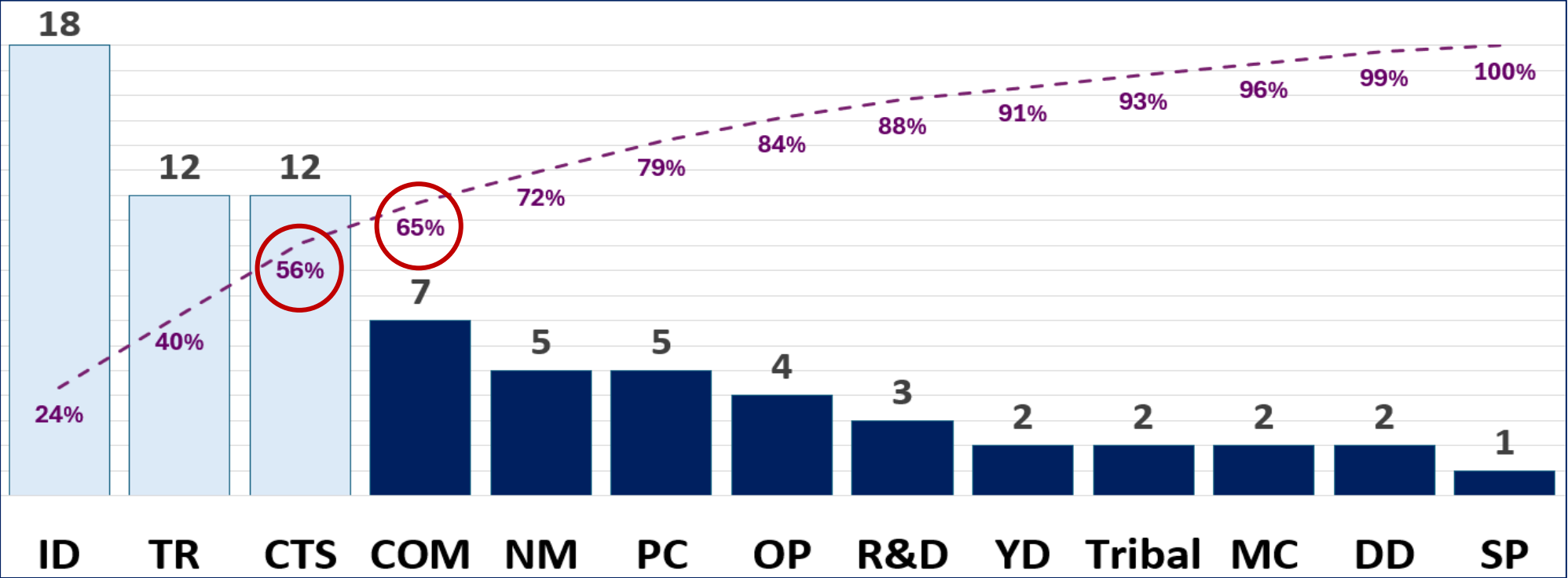
## 13 Programs:

- 1. Communications
- 2. Community Traffic Services
- 3. Distracted Driving
- 4. Impaired Driving
- 5. Motorcycle Safety
- 6. Non-Motorized Services
- 7. Occupant Protection
- 8. Program Coordination
- 9. Research and Data
- 10.Speed
- 11.Traffic Records
- 12.Tribal Traffic Safety
- 13.Young Drivers

➤ **91 Projects**

2024 Projects	
78	Original Projects
5	New Projects
8	"Removed" Projects

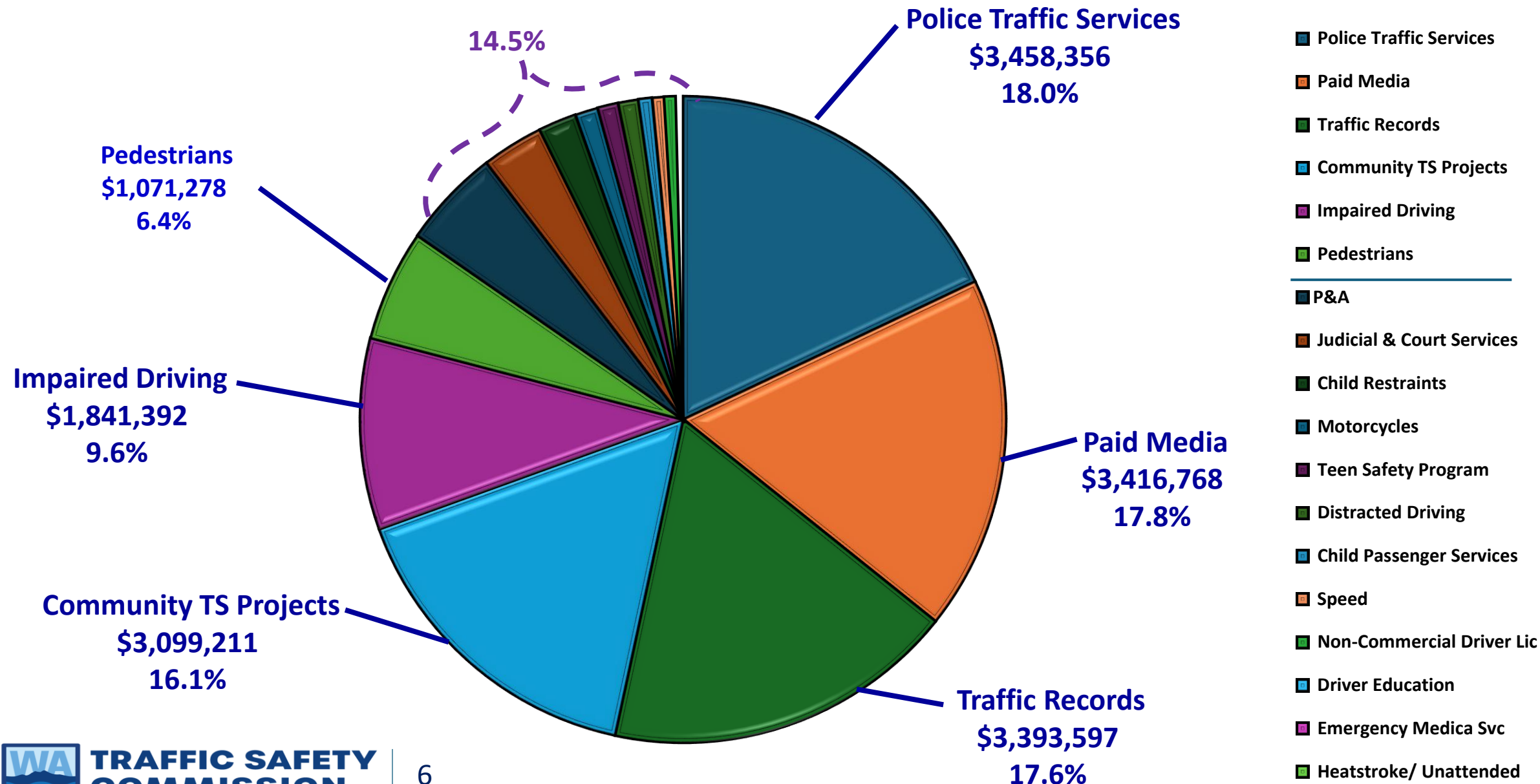
# Projects by Program: *Count and Cumulative Percentage of Total Projects*



ID	Impaired Driving	R&D	Research& Data
TR	Traffic Records	YD	Young Drivers
CTS	Community Traffic Services	Tribal	Tribal
OP	Occupant Protection	MC	Motorcycle
COM	Communications	DD	Distracted Driving
NM	Non-motorized	SP	Speed
PC	Program Coordination		



# 2024 Spending /Budget Summary



# 2024 ANNUAL REPORT HIGHLIGHTS

## Communications

313 million media impressions in paid campaigns, equating to 62 impressions per adult in Washington.

## Community Traffic Services

\$2.1 million allocated to HVE activities, with 130+ law enforcement agencies participating and an 88% spend rate.

TZM<sup>1</sup>s conducted 188 coalition meetings, recruited 293 members, and presented to 346 stakeholder groups.

The Rural Trauma Team Development Course trained 100+ emergency medical professionals across four rural counties.

# HIGHLIGHTS CONTINUED

## Impaired Driving

Drug Recognition Experts (DREs): 132 officers became certified, including 23 new DREs and 4 instructors.

## Motorcycle Safety

970 people completed motorcycle training, and 616 obtained motorcycle endorsements.

## Nonmotorized

The Walker and Roller project delivered bicycle and pedestrian safety education to 25 schools in Edmonds.

## Occupant Protection

The Program provided 1,065 car seats, conducted 4,030 car seat checks, and trained 178 new car seat technicians.



# HIGHLIGHTS CONTINUED

## Research and Data

- Over 21,000 individuals completed the WTSC statewide traffic safety culture survey. *76% of survey respondents agreed that the only acceptable number of roadway deaths and serious injuries should be zero.*
- Fatal case file reviews were expanded to support WIDAC<sup>1</sup>, SMAC<sup>2</sup>, and the Motorcycle Program to identify risk factors beyond traditional data analysis.
- We added more information to the public data dashboard — now it includes crashes involving young and older drivers, distracted driving, and speeding-related fatalities

## Speed

The SMAC was launched, with 20 members meeting monthly to develop a statewide speed management plan.

# HIGHLIGHTS CONTINUED

## Traffic Records

Added three new projects:

1. Legal Case Management Feasibility Study - DOL
2. Traffic Count Collection - WSDOT
3. TraCS Organizational Change Management (OCM) - WSP

## Tribal Traffic Safety

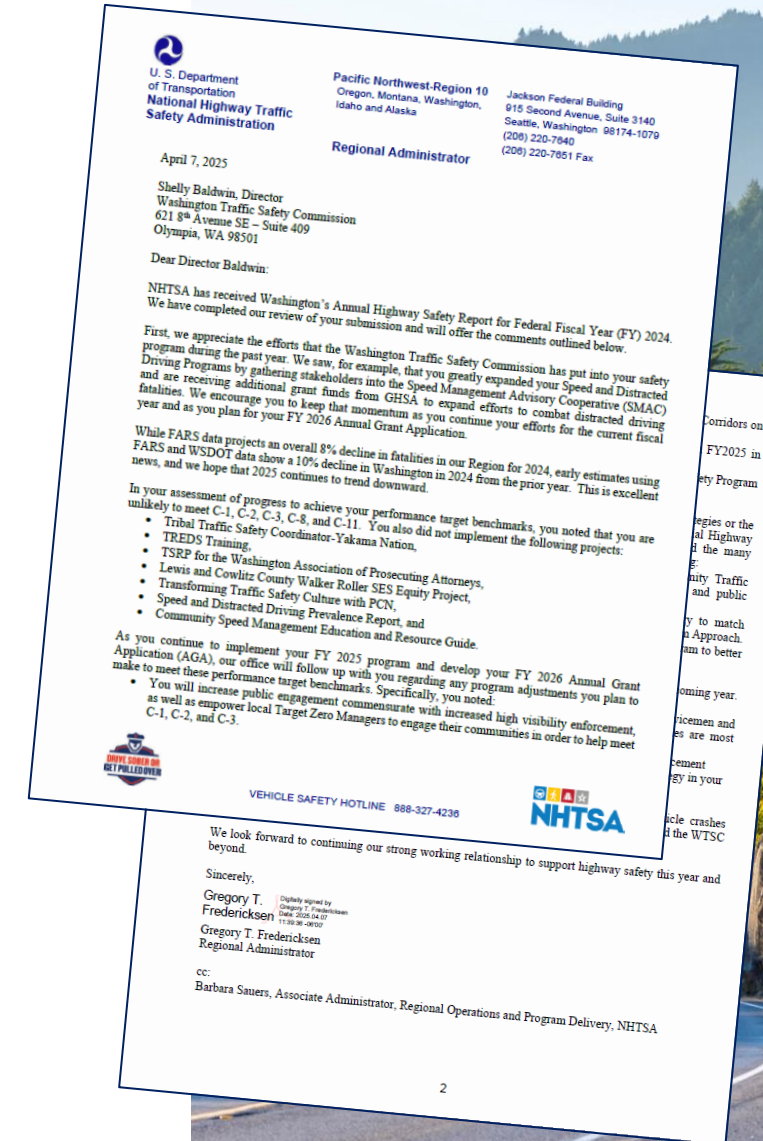
Focus on building relationships.

## Young Drivers

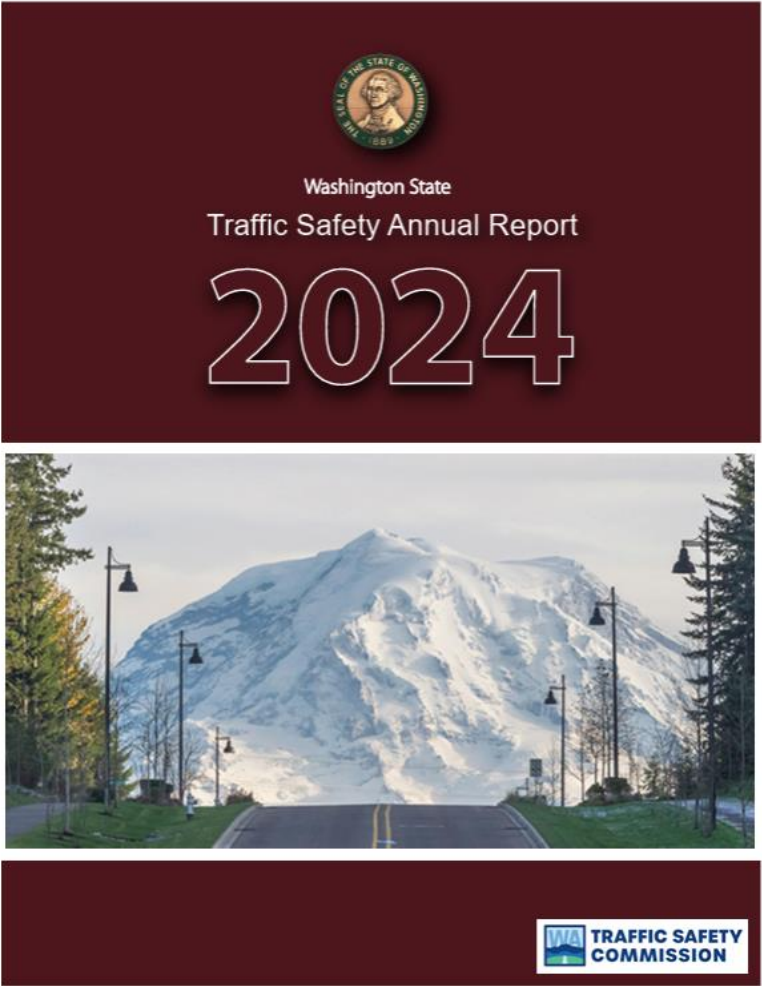
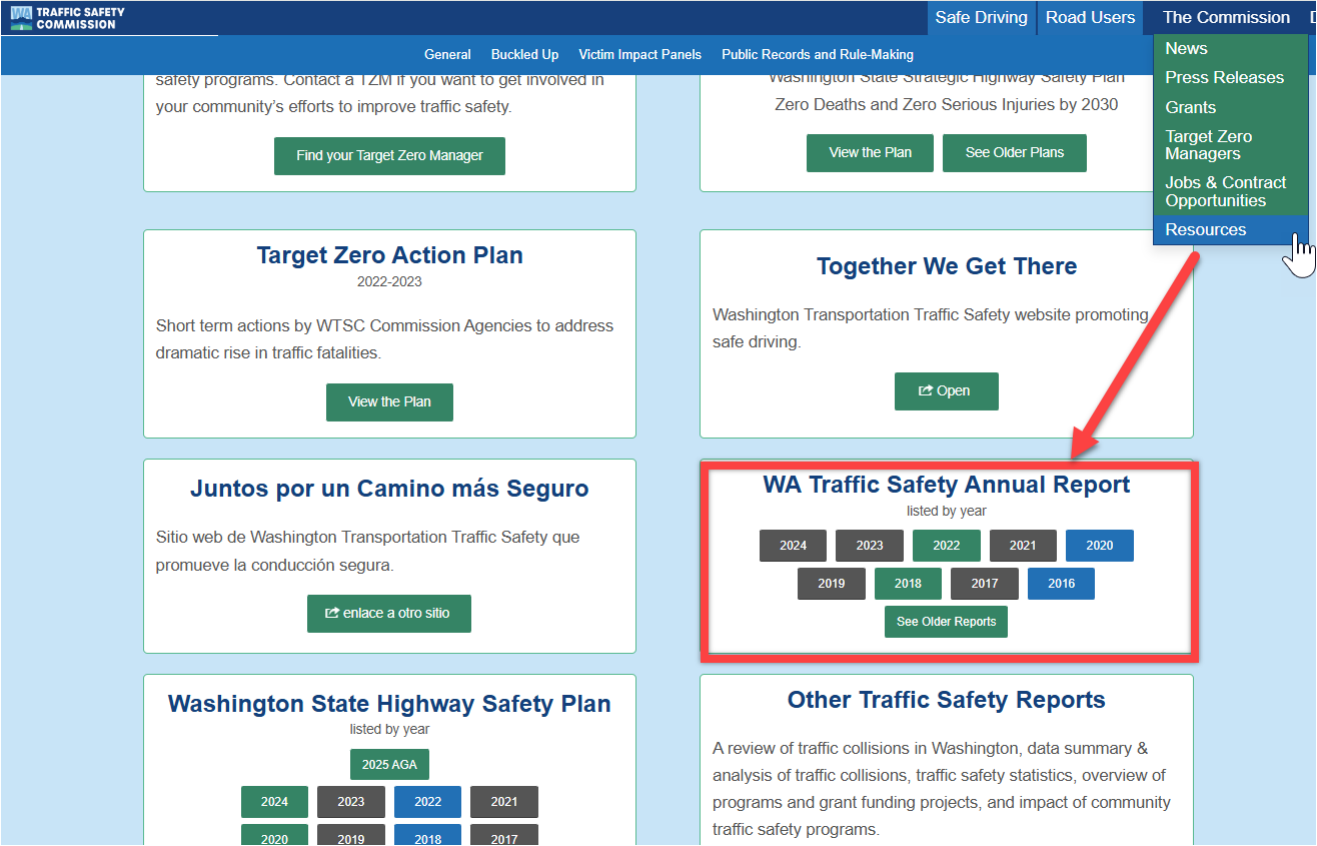
52 high schools, 3 colleges, and 10 junior high schools participated in Teens in the Driver Seat.

## NHTSA RECOMMENDATIONS

- Expand relationships with military installations in Washington.
- Continue to build and support strong statewide enforcement plans that make the most of state and local law enforcement to improve safety through WTSC programs.
- Maintain our momentum as we continue our work this fiscal year and begin preparing our FY 2026 Annual Grant Application.



# SOURCE:



# Questions

Pam Pannkuk, Deputy Director

[ppannkuk@wtsc.wa.gov](mailto:ppannkuk@wtsc.wa.gov)

## Supplemental Slide: You in the Driver Seat app

How did Washington compare in 2024?

